



Bursa Malaysia, Your ASEAN Multinational Marketplace

Ong Li Lee
Director, Securities Market

The 11th Asia Pacific Mineral
Resource Exhibition & Conference

10 November 2016





Overview of Our Marketplace

Integrated Exchange with Diverse Asset Classes



SECURITIES	DERIVATIVES	ISLAMIC	OFFSHORE
<p>2 Markets/Listing Platforms</p> <ul style="list-style-type: none"> ➤ Main Market: 791 PLCs ➤ ACE Market: 114 PLCs ➤ 18 Sectors that cover 60 economic activities ➤ Total Market Capitalisation: RM1.66 trillion (as at 31 Oct 2016) <p>Products:</p> <ul style="list-style-type: none"> 644 Structured Warrants 271 Warrants 16 REITs 10 Foreign Listings 8 ETFs 4 SPACs 1 Stapled Securities 1 Closed-End Fund 	<p>13 Derivatives Products:</p> <p>6 Commodity Futures:</p> <ul style="list-style-type: none"> • FCPO • FUPO • FPKO • FGLD • FPOL • FTIN <p>3 Financial Futures:</p> <ul style="list-style-type: none"> • FMG3 • FMG5 • FKB3 <p>2 Equity Futures:</p> <ul style="list-style-type: none"> • FKLI • SSFs <p>1 Commodity Options:</p> <ul style="list-style-type: none"> • OCPO <p>1 Equity Options:</p> <ul style="list-style-type: none"> • OKLI 	<p>Islamic Offerings:</p> <ul style="list-style-type: none"> ➤ Bursa Suq Al-Sila' ➤ 23 Sukuk Listing valued at USD53 billion <p>Other Offerings:</p> <ul style="list-style-type: none"> 667 <i>i</i>-Stocks 4 <i>i</i>-ETFs 4 <i>i</i>-REITs 3 ETBS 2 <i>i</i>-SPACs 	<p>Labuan International Financial Exchange</p> <p>Total Market Capitalisation: USD26 billion</p> <ul style="list-style-type: none"> ➤ 21 Bonds Listing ➤ 11 Sukuk Listing

LISTING

TRADING

CLEARING

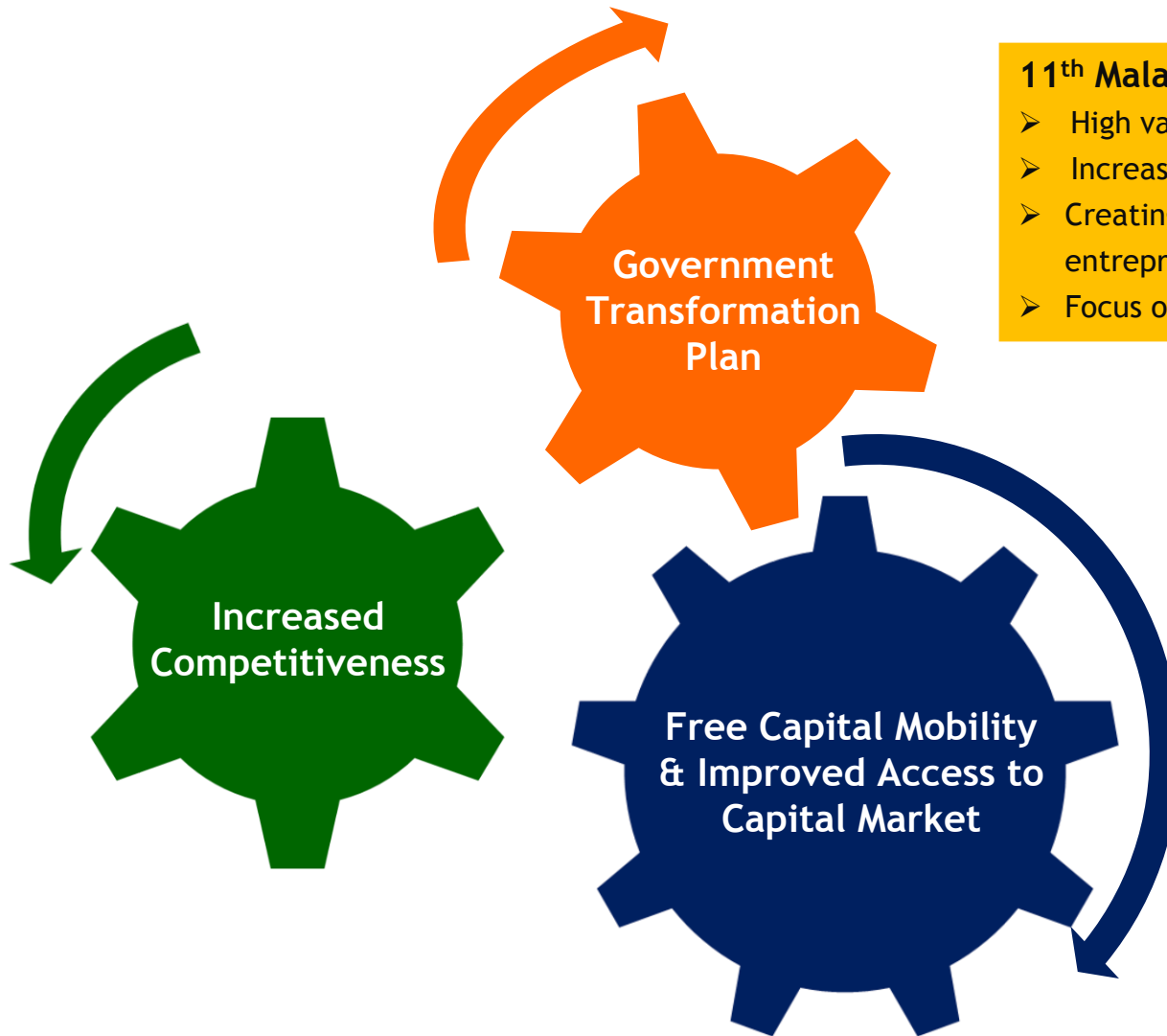
SETTLEMENT

DEPOSITORY

Note: as at 31 Oct 2016

Transforming Malaysia

1st Emerging Market To Introduce The FTSE4GOOD ESG Index



11th Malaysia Plan, New Economic Model & ETP

- High value & high income
- Increasing private sector role in driving business
- Creating a conducive environment for entrepreneurship
- Focus on developing Human Capital & Innovation

Access for Foreign Participation

- No restrictions on international investments in Malaysia
- Free to repatriate capital, profits and income
- Liberalised entry and ownership for foreign players in the capital market
- Foreign Listings

Leveraging on ASEAN's Growth

Opportunities for ASEAN exposure in one marketplace

A diverse range of Malaysian Multinationals are tapping into the growth of ASEAN and beyond.



Kuala Lumpur Kepong Berhad

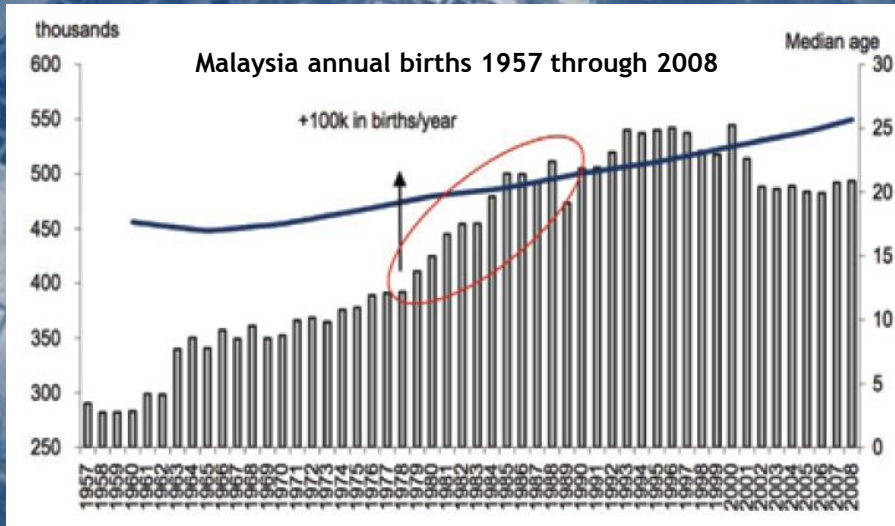


Driving Malaysia's Future

Our Millennials are entering the job market

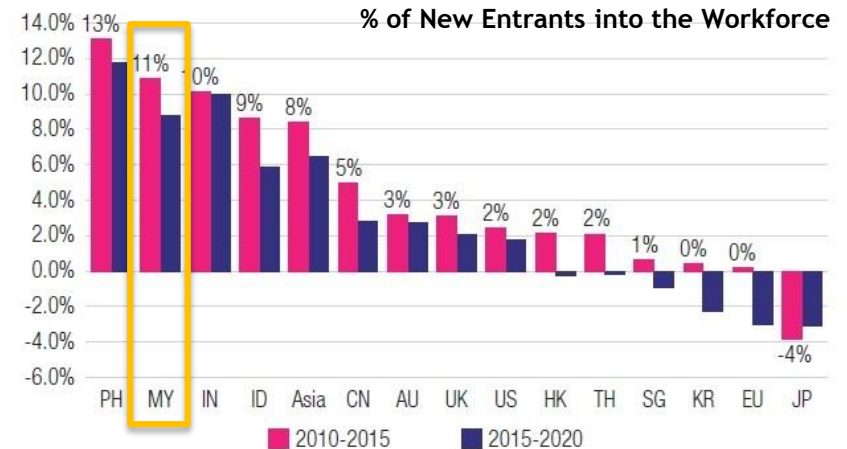
Our Millennials are Here

First Wave: 1979 - 1989



Source: Credit Suisse, Statistics Dept. Malaysia

- Malaysia will have one of the fastest-growing working population in the world between now and 2020.



Source: Credit Suisse, Statistics Dept. Malaysia

Strong Corporate and Financial Governance

To Attract Foreign Participation

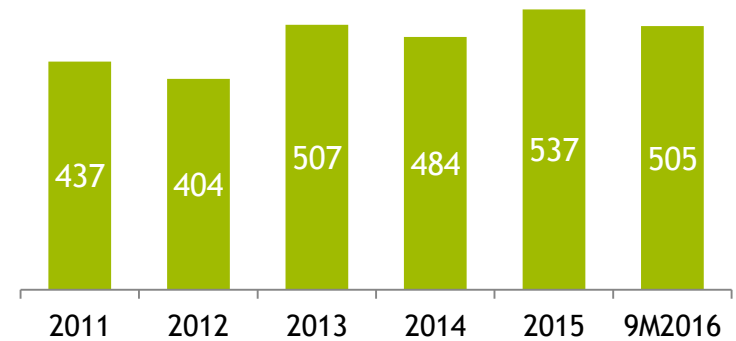


28%

of daily trading originates from foreign institutions

(RM mil)

ADV for Foreign Institutions



Source: Bursa Malaysia, 2016

Strong Domestic Institutions

With Ample Liquidity



55%

of daily trading originates
from local institutions

Local funds have ample
liquidity to support
fundraising activities

EPF is the world 7th Largest Pension Fund

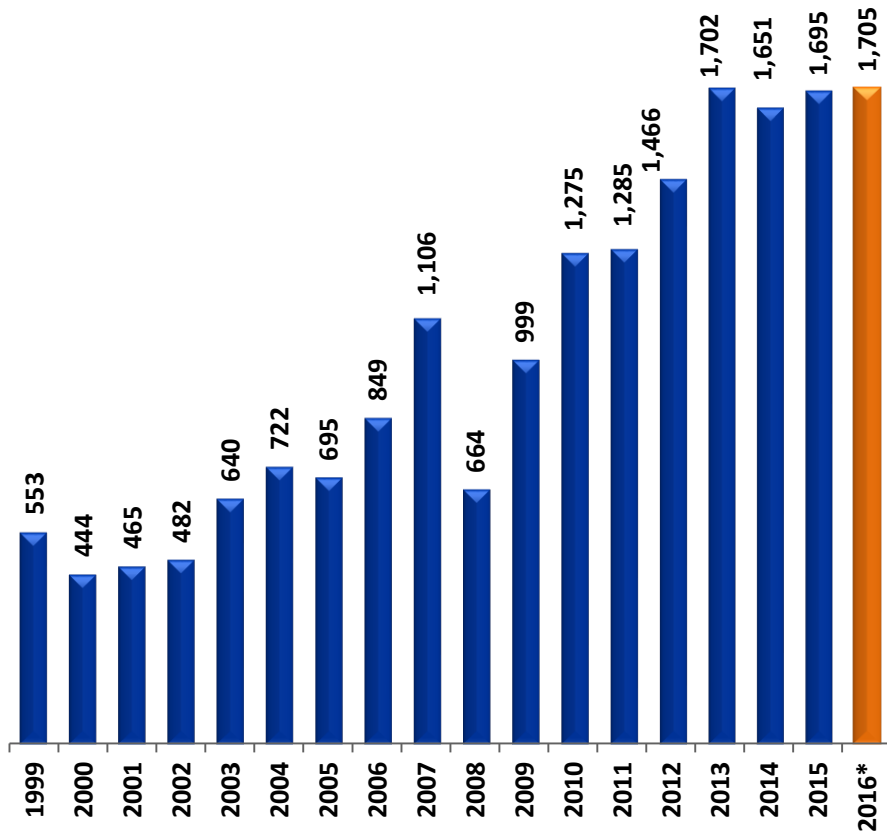
Note: The top 6 Government Linked Investment Companies (GLICs) are holding 23% of the market capitalisation as at 31 Dec 2015

Highlights of Securities Market

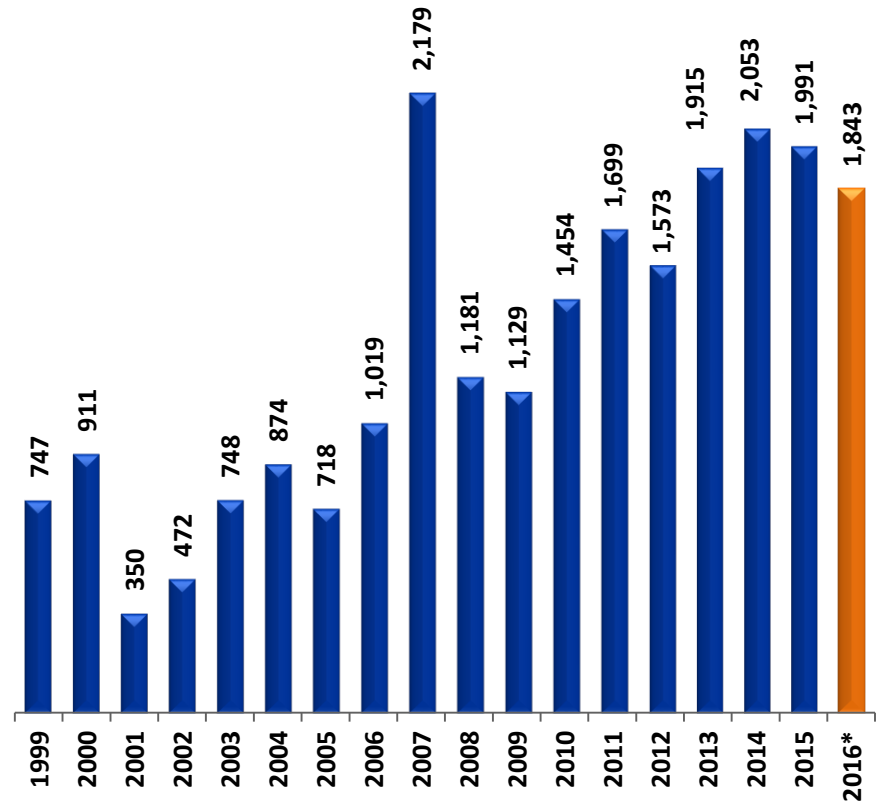
Growth of the Securities Market Since 1999



Market Capitalisation (RM bil)

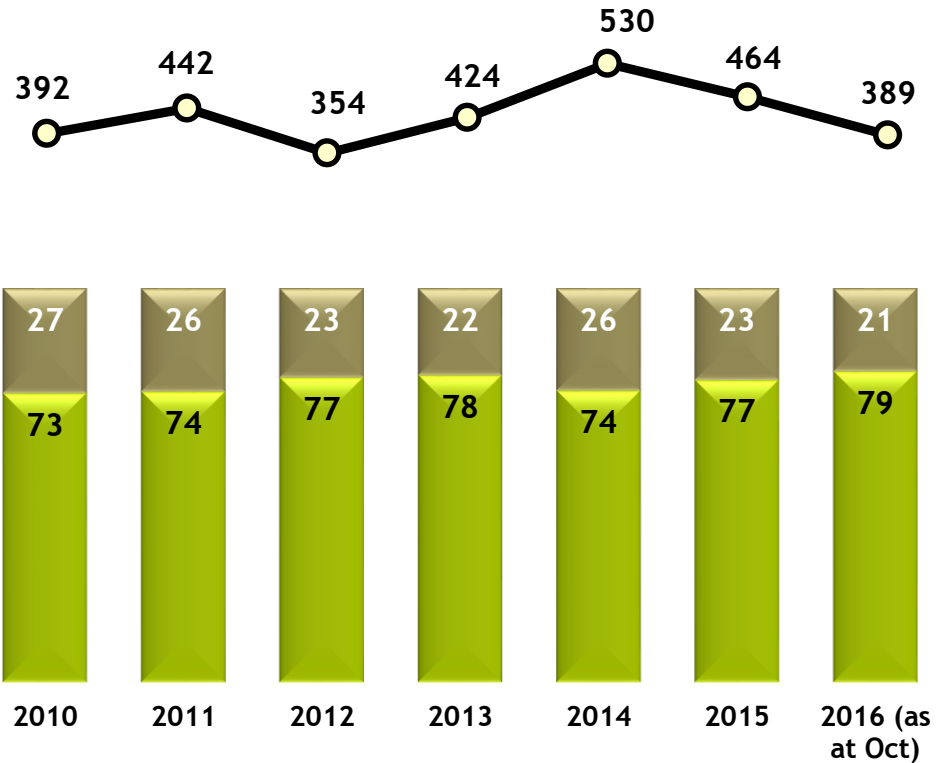


Average Daily Value (RM mil)



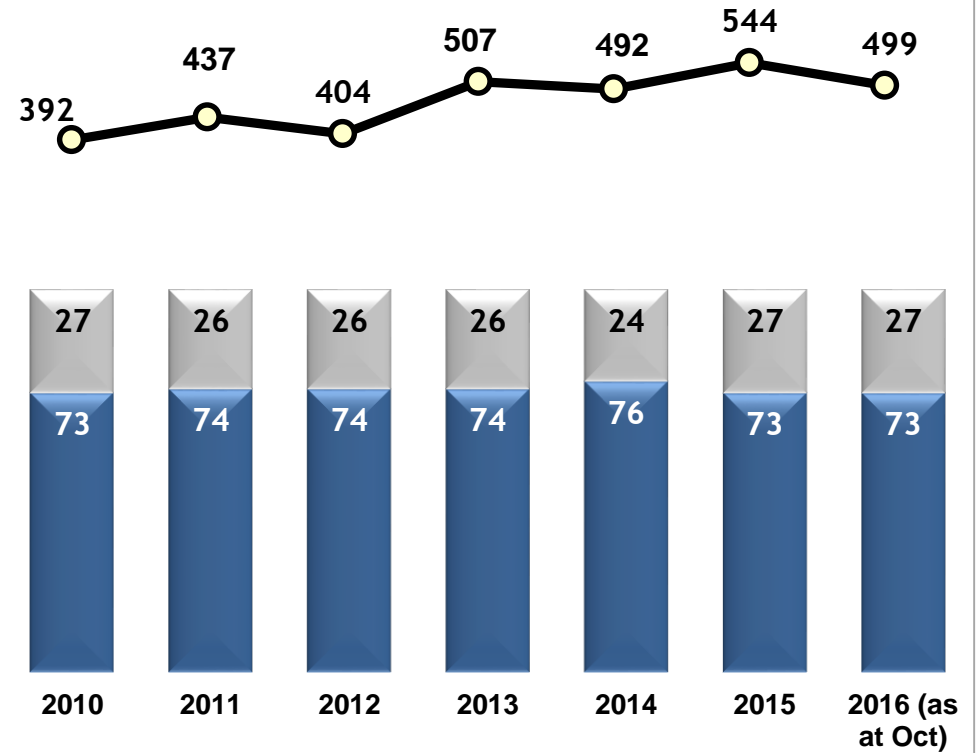
Trading Participants

Retail vs Institutions



 Retail ADV Traded (RM mil)
  Retail (%)
  Institutions (%)

Foreign vs Local

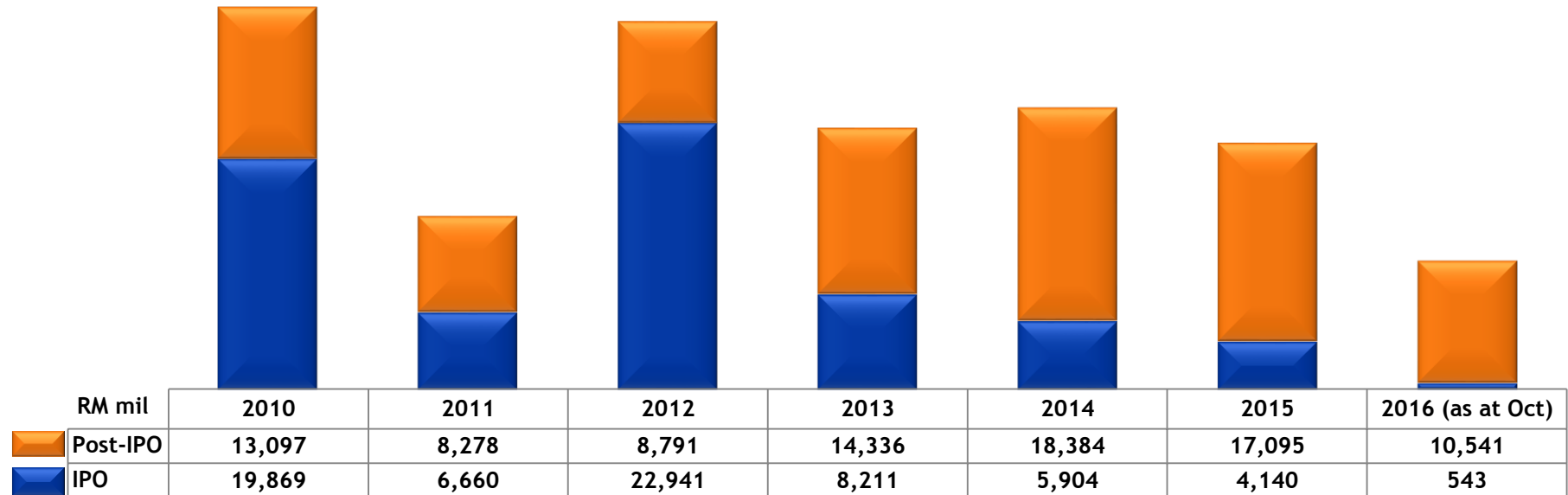


 Foreign ADV Traded (RM mil)
  Foreign (%)
  Local (%)



Fund Raising - Ample Domestic Liquidity

Primary & Secondary Fundraising (RM mil)

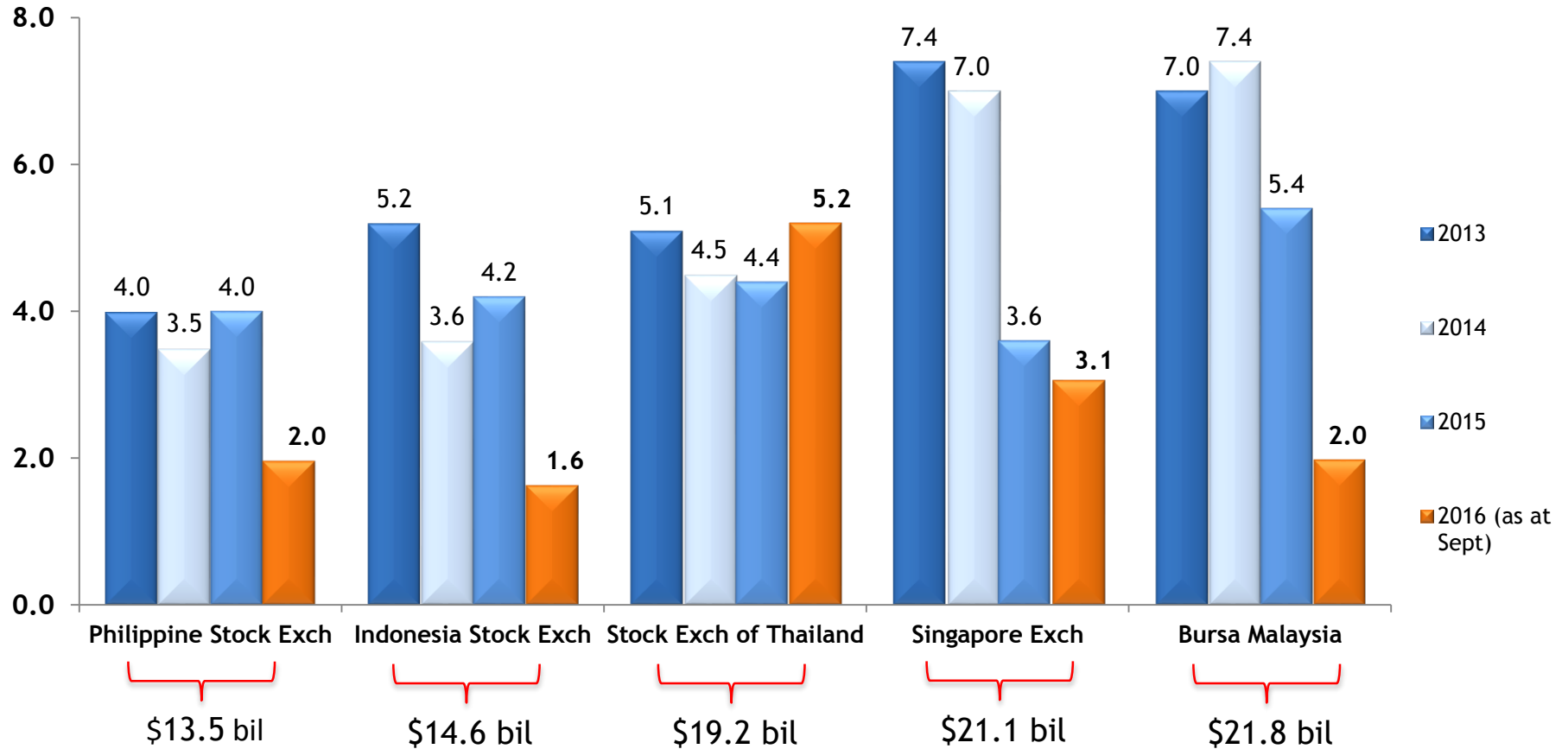


Example of some large IPOs launched since 2012

 FELDA Global Ventures Holdings	 IHH Healthcare	 Astro Malaysia Holdings	 Westports Holdings	 UMW Oil & Gas Corporation	 IOI Properties Group	 Malakoff Corporation
RM9.93 bil	RM6.26 bil	RM4.55 bil	RM2.03 bil	RM2.36 bil	RM1.87 bil	RM2.74 bil
June 2012	July 2012	Oct 2012	October 2013	November 2013	January 2014	May 2015

Strong Footing in ASEAN Fundraising

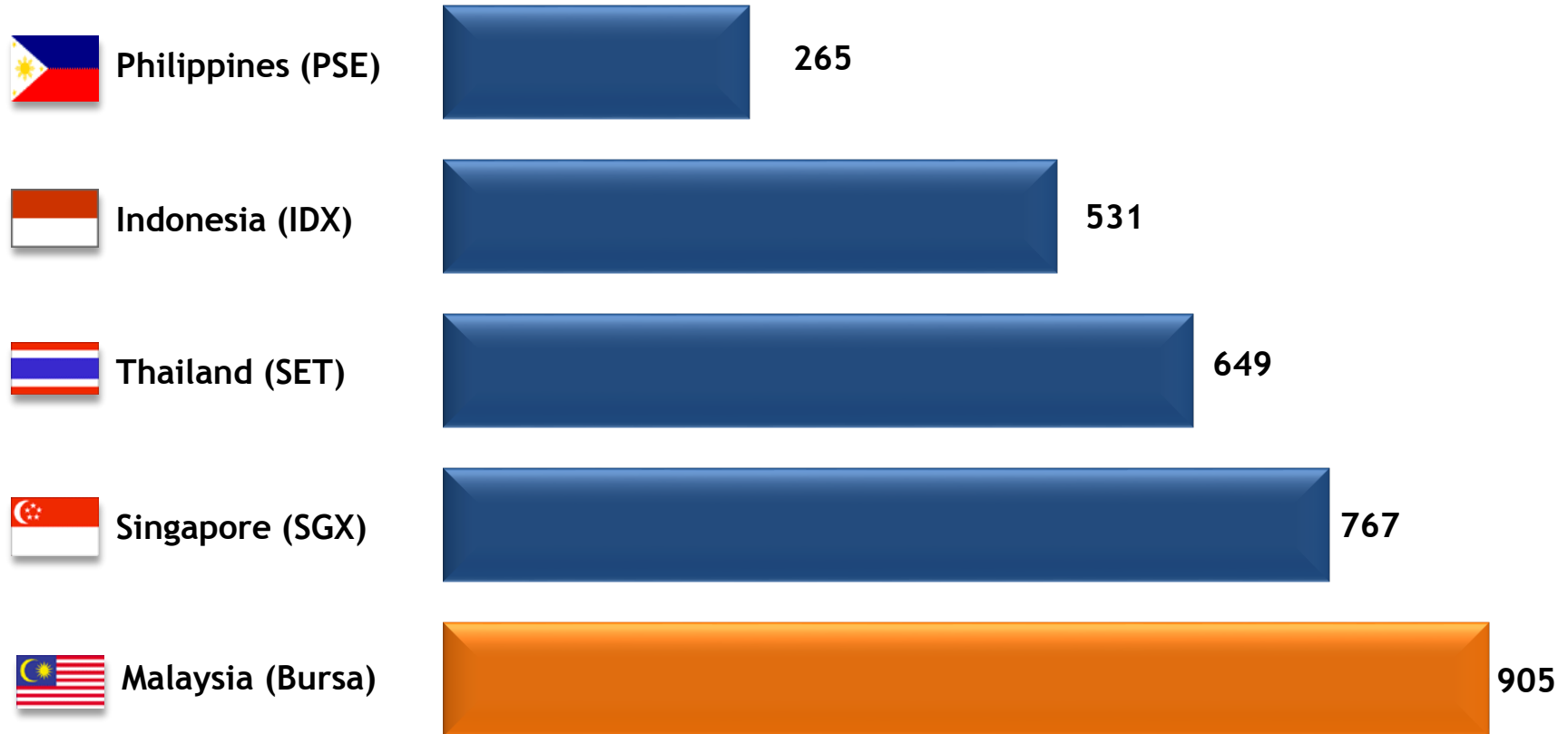
Total Funds Raised 2013 - Sept 2016 (US\$ billion)



Source: World Federation of Exchanges

Top Host For Public Listed Companies in ASEAN

No. of Public Listed Companies

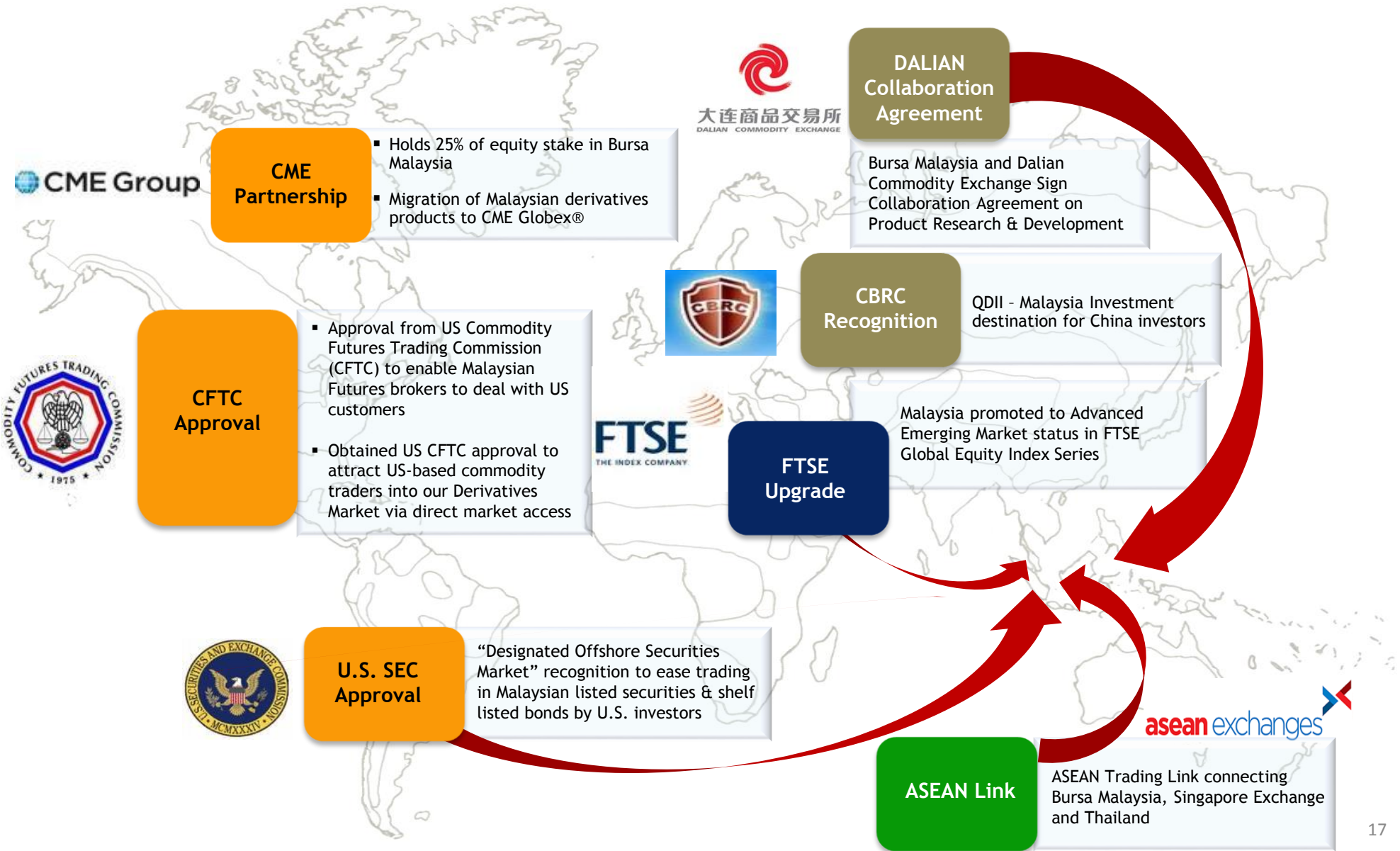


Source: Bursa Malaysia & World Federation of Exchanges

Cut-off date for statistics: Sept 2016 (for other exchanges), Oct 2016 (for Bursa)

Global Partnership & Recognition

Global Partnerships & Recognition



Market Recognition

Our market is internationally recognised



Malaysia ranked by:



2nd among 6 ASEAN countries in Corporate Governance (CG) assessment (2015)



19th most competitive country in the world (2016)



4th among 25 countries on Corporate Governance by ACCA & KPMG (2016)



4th among 144 countries for Strength of Investor Protection (2015)

9th best for financial market development (2016)

18th most competitive nation (2016)

20th best regulated Securities Market (2016)



4th among 189 countries for Investor Protection (2016)

18th easiest place of doing business (2016)

Awards and Ranking

Our Exchange is internationally benchmarked



Bursa Malaysia ranked by:



Best Islamic Finance Facilitation Platform Asia (2015 and 2016)



Best Islamic Exchange for Bursa Suq Al-Sila' performance (2015)



Best Interbroker For Islamic Transaction Award (Bursa Suq Al-Sila')



Excellence Award for Top CG & Performance (Overall)

Merit Award for CG Disclosure



FOW AWARDS FOR ASIA 2015

Best Emerging Exchange of the year (2015)

Best Islamic Exchange Asia (2016)



Gold For Innovative BursaMKTPLC Educational Campaign CELEB.TRADR

Silver For Influences Under Financial Services

Silver For BursaMKTPLC under Financial Services Category



ASEAN **Top 50** Public-Listed Company

ASEAN **Top 5** Public-Listed Company

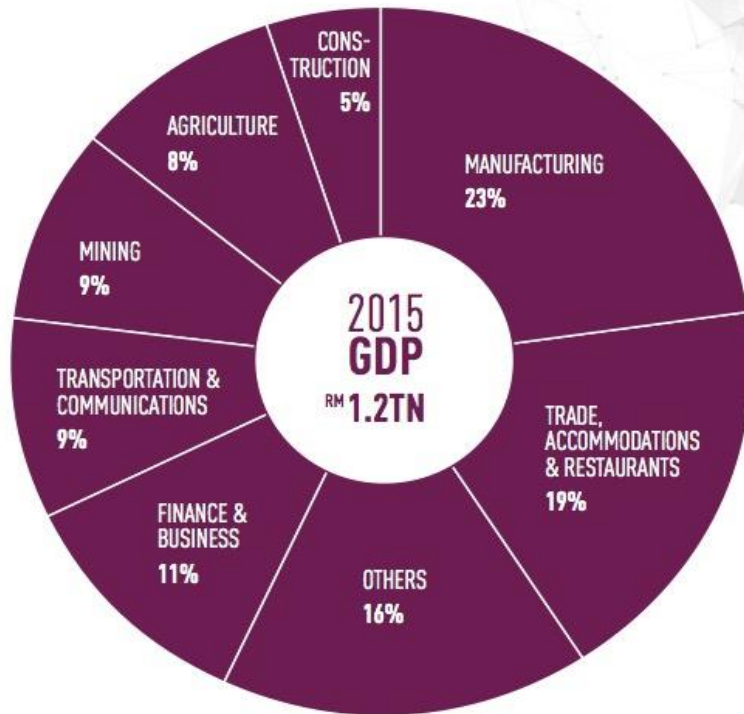
Top 3 Domestic Public-Listed Company Malaysia

Listing on Bursa Malaysia

Mining Sector

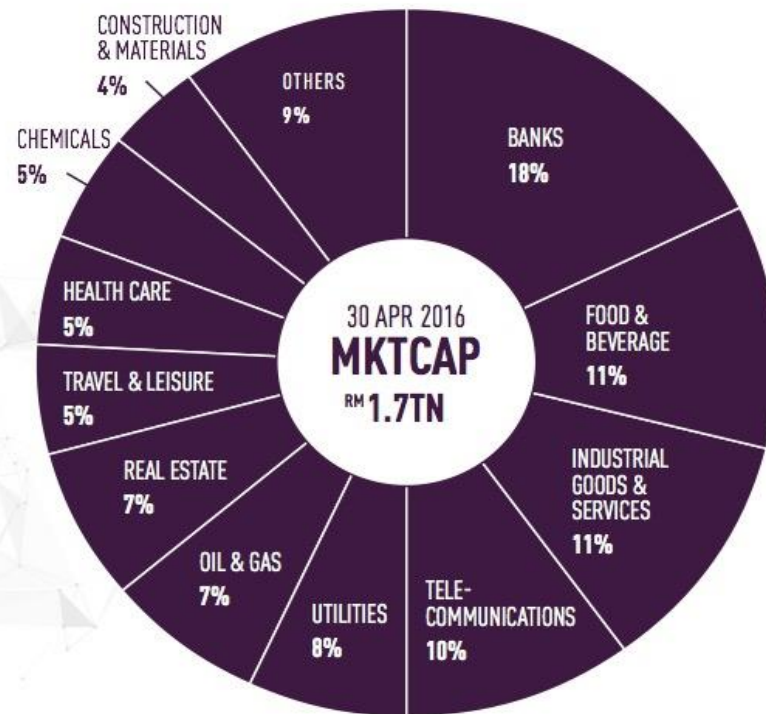
Opportunities For Our Capital Market

THE ECONOMIC TRANSFORMATION PROGRAMME HAS HELPED BUILD A DIVERSIFIED ECONOMIC STRUCTURE WITH BROAD BASED GLOBAL EXPOSURE.



Source: Bank Negara Malaysia

DIVERSIFICATION OF MALAYSIA'S ECONOMY HAS TRANSLATED INTO A DIVERSE EQUITIES MARKET WITH BANKING BEING THE LARGEST SECTOR AT ONLY 18%.




Source: Bloomberg

IPOs in 2016

All Public Balloting Portions Were Over-subscribed

MAIN Market



Chin Hin Berhad

RM83.3 mil

8 March



Bison Consolidated Berhad

RM88.7 mil

29 March



Pecca Group Berhad

RM129.4 mil

19 April



Dancomech Holdings Berhad

RM30.0 mil

21 July

The respective closing price on 31/10/2016 was higher than their IPO price for both Main Market & ACE Market, with a price premium ranging from 2% to 75%

ACE Market



LKL International Berhad

RM22.6 mil

16 May



Salutica Berhad

RM80.8 mil

18 May



HSS Engineering Berhad

RM31.9 mil


10 August



Perak Transit Berhad

RM36.8 mil

6 October



BCM Alliance Berhad

RM16.0 mil

24 October

MAIN Market



For established & sizeable companies

For companies with growth potential

ACE Market



➤ 3 entry modes:

a) Profit Test

- \geq RM20 mil uninterrupted net profit for 3 - 5 financial years
- \geq RM 6 mil for the latest financial year

b) Market Capitalisation Test

- \geq RM500 mil upon listing
- \geq 1 full year operating revenue

c) Infrastructure Project Corporation Test

- Possess rights to build/operate infrastructure project
- Project cost of \geq RM500 mil
- Remaining concession or licence period of \geq 15 years

➤ Sponsor-driven market

- No operating track record or profit requirement
- Sponsorship remains for \geq 3 years

Note: Shorter sponsorship could be considered for companies that have met the Main Market's requirements



Suruhanjaya Sekuriti
Securities Commission
Malaysia

Approving authority for:

- IPOs (Main Market)
- Acquisitions resulting in RTO/BDL (Main Market)
- Secondary / cross listings
- Transfer from ACE Market to Main Market
- Registration of prospectuses for IPOs, public offerings and rights issues



Approving authority for:

- IPOs (ACE Market)
- Acquisitions resulting in RTO/BDL (ACE Market)
- Secondary offerings (rights issues, private placements, issuances of convertible securities)
- Regularisation plans (Non-RTO/BDL)
- ESOS, bonus issues, subdivisions, consolidations

Abbreviations:

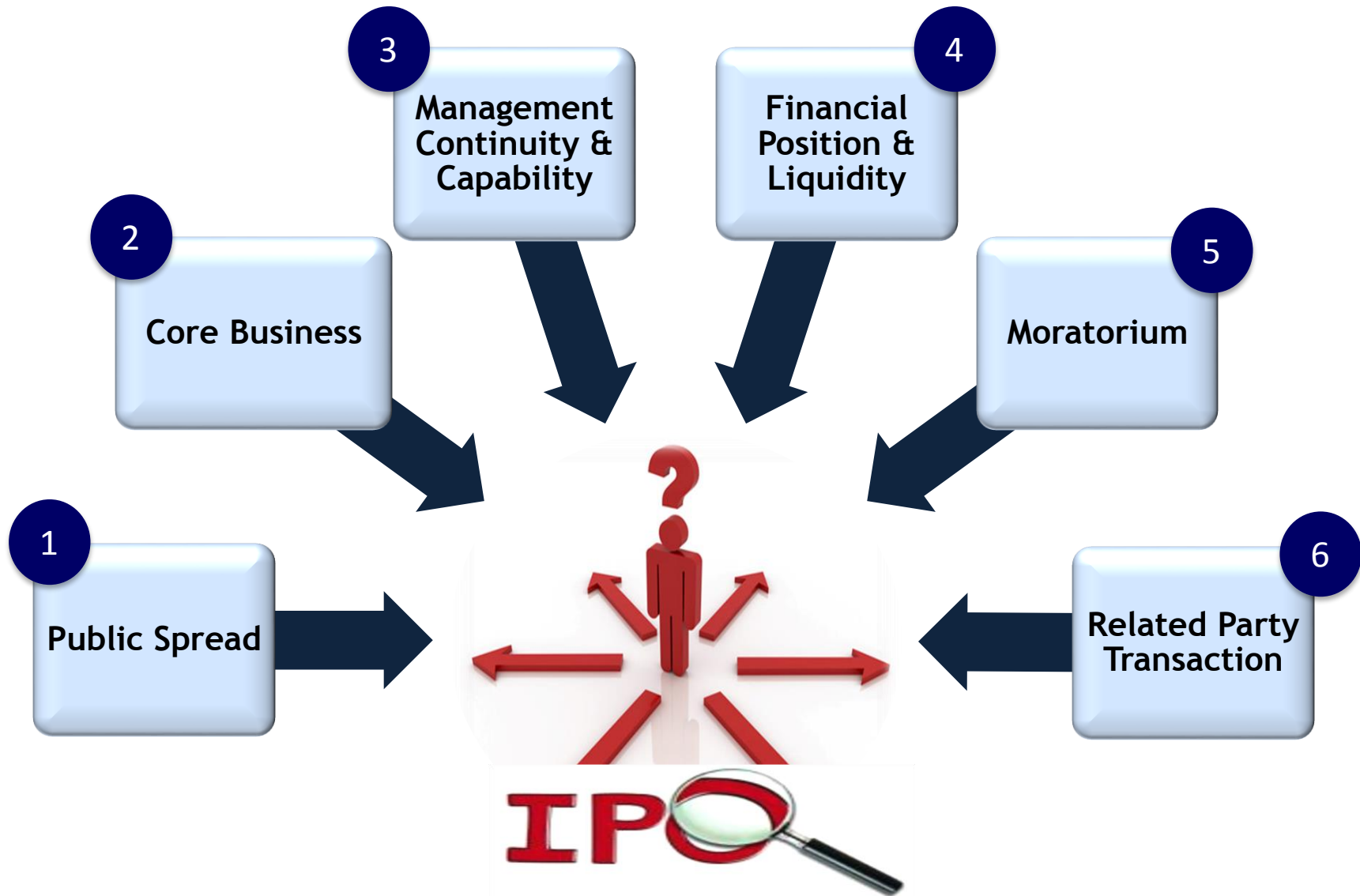
IPO - Initial Public Offering

RTO - Reverse Take-Over

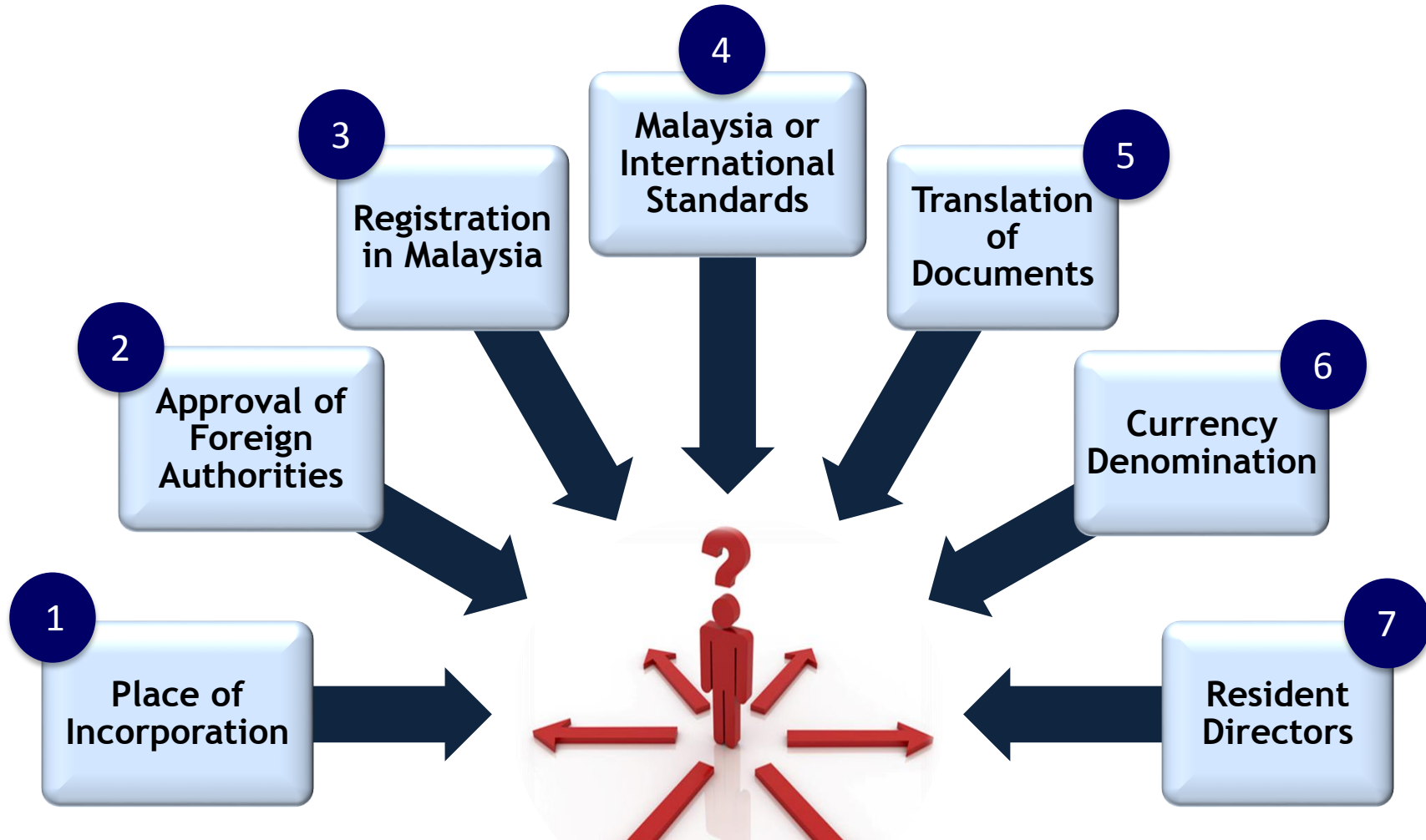
BDL - Back Door Listing

ESOS - Employee Share Option Scheme

Key Listing Criteria





Additional Criteria For Foreign Corporations



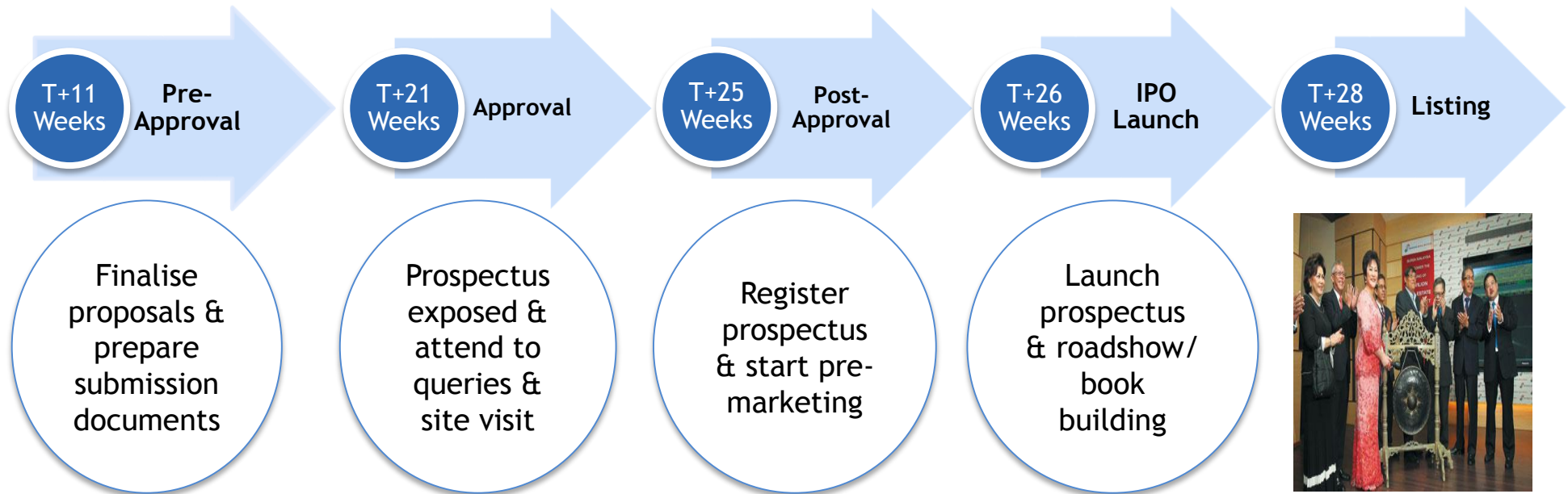
FOREIGN IPO 

Listing Cost : Regulatory Fees

Types of Fees		
Processing Fee (Main Market : payable to SC ACE Market : payable to Bursa Malaysia)	RM80,000 + 0.05% of the total market cap of securities to be listed and nominal value of any additional securities issued or to be issued but not listed Max: RM800,000	RM30,000
Prospectus Fee (payable to SC)	RM 15,000	
Initial Listing Fee (payable to Bursa Malaysia)	0.01% of market cap Min: RM20,000 Max: RM200,000	0.01% of market cap Min: RM10,000 Max: RM20,000
Annual Listing Fee (payable to Bursa Malaysia)	0.0025% of market cap Min: RM20,000 Max: RM100,000	Based on nominal value < RM50 mil: RM10,000 ≥ RM50 mil: RM20,000

Professional advisors' fees including underwriting, placement and brokerage fees are negotiable depending on the size and complexity of the case

Listing Process



The actual timeline may vary depending on complexity and size of the IPO

CMDF-Bursa Research Scheme (CBRS)

- ✓ *Sponsored* periodic research coverage by analysts
- ✓ Enhanced visibility / profile
- ✓ Better price discovery / liquidity



Index / Shariah- compliant classification & profiling events


- ✓ Opportunities to profile companies to-
 - Retail and institutional investors
 - Local and foreign investors
- ✓ Subject to meeting the prescribed criteria, all PLCs are entitled to free screening and stand for inclusion to FTSE BM index series and Shariah-compliant classification



Malaysian Investor Relations Association (MIRA)

- ✓ Join our professional association to keep abreast of latest development in investor relation (IR) industry
- ✓ Attend training course and network with other IR practitioners to share / improve your IR strategies





THANK YOU

Contact Information

Ong Li Lee
Director, Securities Market
Bursa Malaysia Berhad
lilee@bursamalaysia.com
Tel: +603-2034 7436

Disclaimer :

Bursa Malaysia and its Group of Companies (the Company) reserve all proprietary rights to the contents of this Presentation.

Whilst the Company endeavours to ensure that the contents in the presentation booklet are accurate, complete or have been obtained from sources believed by the Company to be accurate and reliable, neither the Company nor the Presenter make any warranty, express or implied, nor assume any legal liability or responsibility for the accuracy, completeness or currency of the contents of this Presentation.

In no event shall the Company be liable for any claim, howsoever arising, out of or in relation to this presentation booklet to the recipient of this presentation booklet and/or to any other third party.

Appendices

AFFIN HWANG INVESTMENT BANK BERHAD

(adviser & sponsor)
27th Floor, Menara Boustead
69 Jalan Raja Chulan
50200 Kuala Lumpur
Tel: (603) 2142 3700
Fax: (603) 2142 3799
www.affininvestmentbank.com.my

CIMB INVESTMENT BANK BERHAD

(adviser & sponsor)
Level 17, Menara CIMB
Jalan Stesen Sentral 2
Kuala Lumpur Sentral
50470 Kuala Lumpur
Tel: (603) 2261 8888
Fax: (603) 2261 8899
www.cimb.com

KENANGA INVESTMENT BANK BERHAD

(adviser & sponsor)
8th Floor, Kenanga International
Jalan Sultan Ismail
50250 Kuala Lumpur
Tel: (603) 2164 9080
Fax: (603) 2161 4990 / 2163 5927
www.kenanga.com.my

ALLIANCE INVESTMENT BANK BERHAD

(adviser & sponsor)
19th Floor, Menara Multi-Purpose
Capital Square, 8 Jalan Munshi Abdullah
50100 Kuala Lumpur
Tel: (603) 2604 3929
Fax: (603) 2691 9028
www.allianceinvestmentbank.com.my

HONG LEONG INVESTMENT BANK BERHAD

(adviser & sponsor)
Level 23, Menara HLA
No. 3, Jalan Kia Peng
50450 Kuala Lumpur
Tel: (603) 2168 1168
Fax: (603) 2164 8880
www.hlgcap.com.my

M & A SECURITIES SDN BHD

(adviser & sponsor)
No. 45-3 The Boulevard, Mid Valley City
Lingkaran Syed Putra
59200 Kuala Lumpur
Tel: (603) 2284 2911
Fax: (603) 2284 2718
www.mna.com.my

AmINVESTMENT BANK BERHAD

(adviser & sponsor)
22nd Floor, Bangunan AmBank Group
55 Jalan Raja Chulan
50200 Kuala Lumpur
Tel: (603) 2036 2633
Fax: (603) 2031 6453
www.ambg.com.my

KAF INVESTMENT BANK BERHAD

(adviser & sponsor)
14th Floor, Chulan Tower
No. 3 Jalan Conlay
50450 Kuala Lumpur
Tel: (603) 2168 8800
Fax: (603) 2168 8085
www.kaf.com.my

MAYBANK INVESTMENT BANK BERHAD

(adviser & sponsor)
33rd Floor, Menara Maybank
100 Jalan Tun Perak
50050 Kuala Lumpur
Tel: (603) 2059 1888
Fax: (603) 2078 4194
www.maybank-ib.com

List Of Advisers / Sponsors (Cont'd)



MERCURY SECURITIES SDN BHD

(adviser & sponsor)

L-7-2, No 2 Jalan Solaris,
Solaris Mont Kiara,
50480 Kuala Lumpur
Tel: (603) 6203 7227
Fax: (603) 6203 7560

www.mercurysecurities.com.my

MIDF AMANAH INVESTMENT BANK BHD

(adviser & sponsor)

Level 8, 9 10,11 & 12 Menara MIDF
82 Jalan Raja Chulan
50200 Kuala Lumpur
Tel: (603) 2173 8888
Fax: (603) 2173 8777

www.midf.com.my

PUBLIC INVESTMENT BANK BERHAD

(adviser & sponsor)

25th Floor, Menara Public Bank
146 Jalan Ampang
50450 Kuala Lumpur
Tel: (603) 2166 9382
Fax: (603) 2166 9362

www.publicinvestbank.com

RHB INVESTMENT BANK BERHAD

(adviser & sponsor)

Level 10, Tower 1, RHB Centre
Jalan Tun Razak
50400 Kuala Lumpur
Tel: (603) 9287 3888
Fax: (603) 9287 8000

www.rhb.com.my

TA SECURITIES HOLDINGS BERHAD

(adviser & sponsor)

28th Floor, Menara TA One
22 Jalan P. Ramlee
50250 Kuala Lumpur
Tel: (603) 2072 1277
Fax: (603) 2026 7241

www.tasecurities.com.my